



RURAL MUNICIPALITY OF DUFFERIN

By-Law No. 2039

A by-law of the Rural Municipality of Dufferin providing for the adoption of the estimates and setting the rates and levies for the year 2025 A.D.

WHEREAS, pursuant to the provisions of the Municipal Act, Section 304 (1) the Council of each municipality must, in each year, after adopting its operating budget for the year, by by-law

- (a) set a rate or rates of tax sufficient to raise
 - (i) the revenue to be raised by property taxes as set out in the operating budget, and
 - (ii) the revenue to be raised in the year to pay for a local improvement or special service and to pay the requisitions payable by the municipality
- (b) impose taxes
 - (i) in accordance with the tax rate or rates set under clause (a) on the portioned value of each assessable property in the municipality that is liable under *The Municipal Assessment Act* to that tax, and
 - (ii) where the tax is in respect of a local improvement or special service, in accordance with the local improvement or special services by-law; and
- (c) set a due date for the payment of the taxes.

AND WHEREAS, pursuant to the provisions of Section 167 of the Municipal Act a Council must include in its five-year capital expenditure program, with proposed expenditures for the next five years and the source of the money required in implementing the program.

AND WHEREAS the Rural Municipality of Dufferin has made estimates of all sums required by the corporation for the year 2025, which estimates are attached hereto as Schedule "A", and form part of this by-law;

AND WHEREAS it is necessary by by-law or by-laws to levy a rate or rates of so much on the dollar upon the assessed value of all ratable property liable therefore in the municipality

as the Council deems sufficient to raise the sums required for the lawful purposes of the corporation as shown by the said estimates;

AND WHEREAS the assessed value of the whole ratable property within the Rural Municipality of Dufferin according to the latest reviewed assessment roll is \$456,880,900.00;

AND WHEREAS it is necessary to fix the rates for the purposes aforesaid and the time for payment of all rates and taxes so fixed and levied;

NOW THEREFORE BE IT ENACTED AS FOLLOWS:

1. **THAT** the estimates of the Rural Municipality of Dufferin of all sums required for the lawful purposes of the corporation for the year 2025, as set forth in "Schedule A" hereto attached and identified by the signature of the Head of Council and the Chief Administrative Officer are hereby approved and adopted.

2. **THAT** the following respective rates of so much on the dollar be and hereby are levied for the year 2025 upon the assessed value of all ratable property in the municipality respectively liable and personal property thereof, to raise the sums required for the uncontrollable purposes of the corporation, which said rates, assessed values and sums required are set out in "Schedule A":

(a) the following respective Foundation and Special Rates of so many mills on the dollar levied under Section 516 of "The Public Schools Finance Act", as shown in the following schedule:

| <u>School Division</u> | <u>Total Assessment</u> | <u>Foundation Levy Residential</u> | <u>Foundation Levy Other</u> | <u>Special Rate</u> |
|------------------------|-------------------------|------------------------------------|------------------------------|---------------------|
| Prairie Rose | 438,513,450 | nil | 7.117 mills | 10.202 mills |
| Prairie Spirit | 15,562,790 | nil | 7.117 mills | 7.454 mills |
| Red River Valley | 2,686,620 | nil | 7.117 mills | 11.317 mills |

To provide for payment to each of the said school divisions the amount required for school purposes.

(b) A special levy of 0.373 mills on the dollar of all ratable property in the Rural Municipality of Dufferin to provide for the amount due to the Machinery Replacement Reserve Fund as provided in the 2025 financial plan.

- (c) A special levy for Rural Water Lines – Phase 21 – as established under By-law No. 1953.
- (d) A special levy for Rural Water Lines – Phase 22 – as established under By-law No. 1961.
- (e) A special levy for Rural Water Lines – Phase 23 – as established under By-law No. 1971.
- (f) A special levy for Rural Water Lines – Phase 24 – as established under By-law No. 1974.
- (g) A special levy for Rural Water Lines – Phase 25 – as established under By-law No. 1983.
- (h) A special levy for Rural Water Lines – Phase 26 – as established under By-law No. 1984.
- (i) A special levy for Rural Water Lines – Phase 27 – as established under By-law No. 1999.
- (j) A special levy for Rural Water Lines – Phase 28 – as established under By-law No. 2008.
- (k) A special levy for Rural Water Lines – Phase 29 – as established under By-law No. 2018.
- (l) A special levy for Rural Water Lines – Phase 30 – as established under By-law No. 2027.
- (m) A special levy for the Personal Care Home Project – as established under By-law No. 1973.
- (n) A levy for the special service established under By-law No. 1735 for the collection and transportation of waste and recyclable materials within part of the Rural Municipality of Dufferin.
- (o) A special levy of 0.063 mills on the dollar of all ratable property for the debenture repayment for the Arena Renovations by the Municipal Board under By-law No. 1871 of the Rural Municipality of Dufferin.
- (p) A special levy of 0.156 mills on the dollar of all ratable property for the debenture repayment for the establishment of the municipal shop as approved by the Municipal Board under By-law No. 1884 of the Rural Municipality of Dufferin.

(q) A special levy of 0.051 mills on the dollar of all ratable property for the debenture repayment for the Memorial Hall as approved by the Municipal Board under By-law No. 1954 of the Rural Municipality of Dufferin.

Controllable Expenses

3. **THAT** a general rate of 8.569 mills on the dollar be and hereby is levied for the year 2025 upon the assessed value of all the ratable property in the municipality liable therefore according to the latest reviewed general and personal property assessment rolls thereof to provide for the payment of the amounts estimated as required for the general controllable purposes of the corporation.

4. **THAT** the general rate includes any watershed district requisitions, which are levied on all rateable property as provided for in section 26(1)(b) of The Watershed Districts Act.

5. **THAT** all taxes and rates imposed and levied in the Rural Municipality of Dufferin for the year 2025 shall be deemed to have been imposed and to be due and payable on the 31st day of October A.D. 2025.

6. **THAT** a penalty of one and one-quarter percent (1¼ %) be added to all unpaid taxes after the 31st day of October and shall be added on the first day of each month thereafter.

7. **THAT**, in accordance with the provisions of the *Municipal Act*, Section 344 in which a municipality may allow a discount for the prepayment of taxes, the Rural Municipality of Dufferin offers discounts to the ratepayers for 2025 at the following rates:

1.0% for payments made in July 2025,

0.75% for payments made in August 2025, and

0.50% for payments made in September 2025.

DONE AND PASSED as a by-law of the Rural Municipality of Dufferin at Carman, Manitoba this the 20th of May, 2025.


Read it for the first time on the 13th of May, 2025.

Read a second time the 20th of May, 2025.

Read a third time the 20th of May, 2025.



Reeve Cor Lodder



Sharla Murray, Chief Administrative Officer

THE FINANCIAL PLAN

Rural Municipality of Dufferin

For the Year 2025

| | ATTACHED | NOT APPLICABLE |
|--|-------------------------------------|-------------------------------------|
| Page 1 General Operating Fund - Budgeted Revenue and Expenditure | <input checked="" type="checkbox"/> | <input type="checkbox"/> |
| Page 2 General Operating Fund - Budgeted Other Revenue and Transfers | <input checked="" type="checkbox"/> | <input type="checkbox"/> |
| Page 3 General Operating Fund - Budgeted Expenditure | <input checked="" type="checkbox"/> | <input type="checkbox"/> |
| Page 4 General Operating Fund - Budgeted Expenditure | <input checked="" type="checkbox"/> | <input type="checkbox"/> |
| Page 5 General Operating Fund - Budgeted Expenditure | <input checked="" type="checkbox"/> | <input type="checkbox"/> |
| Page 6 Utility Operating Fund - Budgeted Revenue and Expenditure | | |
| Utility of <u> Dufferin Water </u> | <input checked="" type="checkbox"/> | <input type="checkbox"/> |
| Utility of _____ | <input type="checkbox"/> | <input checked="" type="checkbox"/> |
| Utility of _____ | <input type="checkbox"/> | <input checked="" type="checkbox"/> |
| Page 7 Local Urban District - Budgeted Revenue and Expenditure | | |
| L.U.D. of _____ | <input type="checkbox"/> | <input checked="" type="checkbox"/> |
| L.U.D. of _____ | <input type="checkbox"/> | <input checked="" type="checkbox"/> |
| L.U.D. of _____ | <input type="checkbox"/> | <input checked="" type="checkbox"/> |
| Page 8 Calculation of Tax Levies | <input checked="" type="checkbox"/> | <input type="checkbox"/> |
| Page 9 Sundry Revenue and Expenditure Analysis | <input checked="" type="checkbox"/> | <input type="checkbox"/> |
| Page 10 Rural Area and General Municipal Requirements | <input type="checkbox"/> | <input checked="" type="checkbox"/> |
| Page 11 General Operating Fund - Debenture Debt Charges | <input checked="" type="checkbox"/> | <input type="checkbox"/> |
| Page 12 Utility Operating Fund - Debenture Debt Charges | <input checked="" type="checkbox"/> | <input type="checkbox"/> |
| Page 13 Capital Budget (Current Year) | <input checked="" type="checkbox"/> | <input type="checkbox"/> |
| Page 14 Capital Expenditure Program (Subsequent Five Years) | <input checked="" type="checkbox"/> | <input type="checkbox"/> |

**GENERAL OPERATING FUND
BUDGETED REVENUE AND EXPENDITURE**

Rural Municipality of Dufferin



For the Year 2025

REVENUE

| | Last Year Budgeted | Last Year Actual | This Year Budgeted | Next Year Budgeted |
|--|-----------------------|---------------------|-----------------------|-----------------------|
| Total Tax Levy - Page 8 | 8,189,327.56 | 8,189,327.56 | 9,136,180.77 | 9,136,180.77 |
| Total Grants in Lieu of Taxes - Page 8 | 83,780.21 | 83,780.21 | 93,197.56 | 93,197.56 |
| Sub-total | 8,273,107.77 | 8,273,107.77 | 9,229,378.33 | 9,229,378.33 |
| School Requisitions (deduct) - Page 8 | 4,284,518.00 | 4,284,518.00 | 4,907,998.00 | 4,907,998.00 |
| Municipal Taxes and Grants in Lieu of Taxes | 3,988,589.77 | 3,988,589.77 | 4,321,380.33 | 4,321,380.33 |
| Other Revenue - Page 2 | 1,741,147.22 | 4,556,553.31 | 1,316,740.91 | 1,316,740.91 |
| Transfers from Accumulated Surplus & Reserves - Page 2 | 670,006.85 | 655,051.18 | 363,649.24 | 363,649.24 |
| Total Municipal Revenue | 6,399,743.84 | 9,200,194.26 | 6,001,770.48 | 6,001,770.48 |

EXPENDITURE

| | | | | |
|---------------------------------------|---------------------|---------------------|---------------------|---------------------|
| General Government Services | 846,961.59 | 820,234.63 | 1,032,399.89 | 1,032,399.89 |
| Protective Services | 214,492.82 | 2,603,691.99 | 232,454.84 | 232,454.84 |
| Transportation Services | 2,129,058.20 | 1,981,812.34 | 2,237,261.69 | 2,237,261.69 |
| Environmental Health Services | 16,470.24 | 23,626.32 | 18,174.08 | 18,174.08 |
| Public Health and Welfare Services | 134,606.81 | 132,215.61 | 138,816.81 | 138,816.81 |
| Environmental Development Services | 282,460.22 | 268,209.93 | 261,856.92 | 261,856.92 |
| Economic Development Services | 59,316.46 | 50,880.86 | - | 0.00 |
| Recreation and Cultural Services | 1,469,016.55 | 1,425,055.36 | 1,026,363.58 | 1,026,363.58 |
| Fiscal Services | 1,035,142.69 | 1,272,572.09 | 836,643.72 | 836,643.72 |
| Transfers - Deficit Recovery - Page 9 | 0.00 | 0.00 | - | 0.00 |
| - To Reserves - Page 5 | 211,371.23 | 209,827.23 | 217,771.69 | 217,771.69 |
| Total Basic Expenditure | 6,398,896.81 | 8,788,126.36 | 6,001,743.22 | 6,001,743.22 |
| Allowance For Tax Assets - Page 8 | 847.03 | 847.03 | 27.26 | 27.26 |
| Total Municipal Expenditure | 6,399,743.84 | 8,788,973.39 | 6,001,770.48 | 6,001,770.48 |
| Net Operating Surplus (Deficit) | -0.00 | 411,220.87 | 0.00 | 0.00 |

| | | |
|-----------------------|--|--|
| Departmental Use Only | Adopted by Resolution of Council May 13th, 2025 |  Reeve Cor Lodder  Sharla Murray, CMMA Chief Administrative Officer |
|-----------------------|--|--|

**GENERAL OPERATING FUND
BUDGETED OTHER REVENUE AND TRANSFERS**

Rural Municipality of Dufferin

For the Year 2025

| Other Revenue | | Last Year Budgeted | Last Year Actual | Next Year Budgeted | Next Year Budgeted |
|---|---------------------------------|-------------------------------|-----------------------------|-------------------------------|-------------------------------|
| Taxes Added | | 58,000.00 | 61,233.05 | 58,000.00 | 58,000.00 |
| Licenses | - Animal | | | | |
| | - Bicycle | | | | |
| | - Business | | | | |
| | - Other <u>Tax Certificates</u> | | | | |
| | <u>Lottery</u> | 6.00 | 6.00 | 6.00 | 6.00 |
| Permits | - Building | 30,866.67 | 33,365.99 | 32,850.00 | 32,850.00 |
| | - Other <u>Plumbing</u> | 2,000.00 | 1,546.66 | 2,166.67 | 2,166.67 |
| | <u>Development</u> | 833.33 | 1,741.06 | 1,750.00 | 1,750.00 |
| Fines | | 0.00 | 0.66 | 0.00 | 0.00 |
| Sales of Service | - General Government | 2,000.00 | 2,675.00 | 2,000.00 | 2,000.00 |
| | - Protective | 0.00 | 0.00 | 50.00 | 50.00 |
| | - Transportation | 0.00 | 0.00 | 0.00 | 0.00 |
| | - Environmental Health | 500.00 | 799.98 | 0.00 | 0.00 |
| | - Public Health and Welfare | 0.00 | 0.00 | 0.00 | 0.00 |
| | - Environmental Development | 0.00 | 0.00 | 250.00 | 250.00 |
| | - Economic Development | 0.00 | 0.00 | 0.00 | 0.00 |
| | - Recreation and Culture | 191,010.00 | 179,104.45 | 183,410.95 | 183,410.95 |
| | - Other | | | | |
| | - Sundry | | | | |
| Sales of Goods | | 8,125.00 | 9,620.67 | 13,124.00 | 13,124.00 |
| Rentals | | 89,994.44 | 100,142.35 | 104,448.15 | 104,448.15 |
| Trailer Park | - Rentals | | | | |
| | - Other _____ | | | | |
| Concessions and Franchises | | | | | |
| Returns from Investments | | 119,929.07 | 188,664.92 | 131,642.19 | 131,642.19 |
| Tax and Redemption Penalties | | 35,000.00 | 36,685.66 | 30,000.00 | 30,000.00 |
| Development and Dedication Fees | | | | | |
| Municipal Programs Grant | | | | | |
| General Assistance Grant | | 529,670.45 | 535,481.01 | 349,334.81 | 349,334.81 |
| Conditional Transfers | - Federal Government | 40,854.50 | 38,885.11 | 9,570.00 | 9,570.00 |
| | Gas Tax | 142,956.00 | 141,412.00 | 147,304.00 | 147,304.00 |
| (Page 9) | - Provincial Government | 287,378.50 | 2,634,668.41 | 50,852.51 | 50,852.51 |
| | - Local Government | 171,272.61 | 155,699.96 | 65,467.57 | 65,467.57 |
| | - Other _____ | 11,087.50 | 12,138.80 | 20,913.50 | 20,913.50 |
| Other Income | _____ | 5,400.00 | 422,418.42 | 113,281.54 | 113,281.54 |
| | <u>Grazing Lease</u> | 263.15 | 263.15 | 319.02 | 319.02 |
| Total Other Revenue - Page 1 | | 1,727,147.22 | 4,556,553.31 | 1,316,740.91 | 1,316,740.91 |
| Transfers From | | | | | |
| | - Accumulated Surplus | | | | |
| | - Reserves (Page 13) | 670,006.85 | 655,051.18 | 363,649.24 | 363,649.24 |
| Total Transfers - Page 1 | | 670,006.85 | 655,051.18 | 363,649.24 | 363,649.24 |
| TOTAL OTHER REVENUE AND TRANSFERS - PAGE 8 | | 2,397,154.07 | 5,211,604.49 | 1,680,390.15 | 1,680,390.15 |

BUDGETED EXPENDITURE

Rural Municipality of Dufferin

For the Year 2025

| | | Last Year Budgeted | Last Year Actual | This Year Budgeted | Next Year Budgeted |
|--|--|-----------------------|---------------------|-----------------------|-----------------------|
| GENERAL GOVERNMENT SERVICES | | | | | |
| 1100 | Legislative | 164,051.52 | 156,861.58 | 164,677.67 | 164,677.67 |
| 1200 | General Administrative | | | | |
| 1212 | Chief Administrative Officer and Staff | 359,434.97 | 359,419.40 | 338,808.76 | 338,808.76 |
| 1215 | Office | 46,675.00 | 43,640.37 | 143,632.42 | 143,632.42 |
| 1216 | Legal | 8,000.00 | 900.00 | 21,884.72 | 21,884.72 |
| 1217 | Audit | 47,000.00 | 49,803.15 | 53,286.00 | 53,286.00 |
| 1218 | Assessment | 65,456.00 | 65,456.00 | 65,525.00 | 65,525.00 |
| 1240 | Taxation | 29,850.00 | 20,588.28 | 29,850.00 | 29,850.00 |
| 1300 | Other General Government | | | | |
| 1310 | Elections | 2,880.00 | 1,430.00 | 2,880.00 | 2,880.00 |
| 1320 | Conventions | 16,000.00 | 15,448.83 | 17,000.00 | 17,000.00 |
| 1330 | Damage Claims and Liability Insurance | 69,456.53 | 81,625.82 | 88,972.14 | 88,972.14 |
| 1340 | Intergovernmental Relations | 29,632.57 | 21,293.17 | 36,195.28 | 36,195.28 |
| 1350 | Grants - General | 8,525.00 | 6,550.00 | 69,687.90 | 69,687.90 |
| 1360 | Other General Government-Sundry | | | | |
| | Past-Service Pension Payments | | | | |
| | Unallocated Employee Benefits | | | | |
| SUB-TOTAL GENERAL GOVERNMENT SERVICES | | 846,961.59 | 823,016.60 | 1,032,399.89 | 1,032,399.89 |
| 1991 | Recoveries (deduct) - Utility | | | | |
| TOTAL GOVERNMENT SERVICES - TO PAGE 1 | | 846,961.59 | 823,016.60 | 1,032,399.89 | 1,032,399.89 |
| PROTECTIVE SERVICES | | | | | |
| 2100 | Police | | | | |
| 2400 | Fire | 190,906.89 | 187,105.64 | 209,273.91 | 209,273.91 |
| 2500 | Emergency Measures | | | | |
| 2510 | Emergency Measures Organization | 11,416.00 | 2,411,319.82 | 12,011.00 | 12,011.00 |
| 2520 | Flood Control | | | | |
| 2540 | Ambulance Services | | | | |
| 2550 | Other | | | | |
| 2600 | Other Protection | | | | |
| 2621 | Building Inspection | | | | |
| 2622 | Electrical Inspection | | | | |
| 2623 | Plumbing Inspection | | | | |
| 2626 | Other Safety Inspections | | | | |
| 2630 | License Inspection | | | | |
| 2640 | Animal and Pest Control | 11,750.00 | 4,846.60 | 10,750.00 | 10,750.00 |
| 2650 | Other - Traffic Services | | | | |
| | Other _____ | 419.93 | 419.93 | 419.93 | 419.93 |
| TOTAL PROTECTIVE SERVICES - TO PAGE 1 | | 214,492.82 | 2,603,691.99 | 232,454.84 | 232,454.84 |
| TRANSPORTATION SERVICES | | | | | |
| Road Transport | | | | | |
| Administration | | | | | |
| 32200 | Engineering | | | | |
| Roads and Streets | | | | | |
| Unallocated Costs | | | | | |
| 32301 | - Wages and Benefits | 677,228.57 | 591,777.40 | 685,258.01 | 685,258.01 |
| 32302 | - Equipment Fuel | 250,000.00 | 198,032.77 | 250,000.00 | 250,000.00 |
| 32303 | - Equipment Repairs and Maintenance | 85,900.00 | 87,615.70 | 100,760.00 | 100,760.00 |
| 32304 | - Equipment Insurance and Registration | 13,710.06 | 16,411.22 | 13,984.26 | 13,984.26 |
| 32305 | - Workshop and Yard Operations | 61,139.09 | 60,811.67 | 51,010.87 | 51,010.87 |
| | - Mileage | 36,750.00 | 36,750.00 | 36,750.00 | 36,750.00 |
| | - _____ | | | | |
| | Road Construction and Maintenance | 938,243.39 | 925,655.23 | 1,020,555.89 | 1,020,555.89 |
| 32311 | - _____ | | | | |
| 32312 | - _____ | | | | |
| 32313 | - _____ | | | | |
| | - _____ | | | | |
| | - _____ | | | | |
| Transportation Services Sub-Total Forward to Page 4 | | 2,062,971.11 | 1,917,053.99 | 2,158,319.03 | 2,158,319.03 |

BUDGETED EXPENDITURE

Rural Municipality of Dufferin

For the Year 2025

| | | Last Year Budgeted | Last Year Actual | This Year Budgeted | Next Year Budgeted |
|---|--|-----------------------|---------------------|-----------------------|-----------------------|
| Transportation Services Sub-Total Forward from Page 3 | | 2,062,971.11 | 1,917,053.99 | 2,158,319.03 | 2,158,319.03 |
| 32330 | Sidewalks and Boulevards | | | | |
| 32340 | Ditches and Road Drainage | | | | |
| 32350 | Storm Sewers | | | | |
| 32360 | Street Cleaning | | | | |
| 32371 | Snow and Ice Removal - Labour | | | | |
| 32372 | - Materials | | | | |
| 32373 | - Rentals | | | | |
| | - _____ | | | | |
| 32400 | Bridges | 49,612.00 | 49,612.00 | 61,831.00 | 61,831.00 |
| 32500 | Street Lighting | 8,355.09 | 8,687.60 | 8,991.66 | 8,991.66 |
| 32600 | Traffic Services | 3,000.00 | 1,369.68 | 3,000.00 | 3,000.00 |
| 32700 | Parking | | | | |
| 32900 | Other Road Transport | 5,120.00 | 5,089.07 | 5,120.00 | 5,120.00 |
| | Airport | | | | |
| | Other Transportation Services | | | | |
| TOTAL TRANSPORTATION SERVICES - TO PAGE 1 | | 2,129,058.20 | 1,981,812.34 | 2,237,261.69 | 2,237,261.69 |
| ENVIRONMENTAL HEALTH SERVICES | | | | | |
| Garbage and Waste Collection | | | | | |
| 4320 | Garbage Collection | 15,360.00 | 22,607.89 | 17,120.00 | 17,120.00 |
| 4330 | Nuisance Grounds | | | | |
| Other Environmental Health | | | | | |
| 4480 | Municipal Wells | 1,110.24 | 1,018.43 | 1,054.08 | 1,054.08 |
| 4490 | Public Rest Rooms | | | | |
| | Other _____ | | | | |
| TOTAL ENVIRONMENTAL HEALTH SERVICES - TO PAGE 1 | | 16,470.24 | 23,626.32 | 18,174.08 | 18,174.08 |
| PUBLIC HEALTH AND WELFARE SERVICES | | | | | |
| Public Health | | | | | |
| 5110 | Health Unit | | | | |
| 5160 | Cemeteries | 26,650.00 | 24,258.80 | 27,660.00 | 27,660.00 |
| 5186 | Other _____ - PCH | | | | |
| | _____ - Grants | 100,068.25 | 100,068.25 | 103,268.25 | 103,268.25 |
| Medical Care | | | | | |
| 5220 | Medical Officer | | | | |
| | Other _____ | | | | |
| Hospital Care | | | | | |
| 5370 | Hospital Care | | | | |
| | Other _____ | | | | |
| Social Assistance | | | | | |
| 5420 | Social Assistance | 7,888.56 | 7,888.56 | 7,888.56 | 7,888.56 |
| | Other _____ | | | | |
| TOTAL PUBLIC HEALTH & WELFARE SERVICES-TO PAGE 1 | | 134,606.81 | 132,215.61 | 138,816.81 | 138,816.81 |
| ENVIRONMENTAL DEVELOPMENT SERVICES | | | | | |
| 6100 | Planning and Zoning Community Development | 82,095.69 | 77,966.98 | 66,945.93 | 66,945.93 |
| 6220 | General Land Assembly | | | | |
| 6230 | Urban Renewal | | | | |
| 6240 | Beautification and Land Rehabilitation | 114,026.13 | 115,965.79 | 114,802.59 | 114,802.59 |
| 6241 | Urban Area Weed Control | 35,890.00 | 35,298.76 | 40,890.00 | 40,890.00 |
| | Grant | | | | |
| | Other _____ | 50,448.40 | 38,978.40 | 39,218.40 | 39,218.40 |
| TOTAL ENVIRONMENTAL DEVELOPMENT SERVICES - TO PAGE 1 | | 282,460.22 | 268,209.93 | 261,856.92 | 261,856.92 |

BUDGETED EXPENDITURE

Rural Municipality of Dufferin

For the Year 2025

| | | Last Year Budgeted | Last Year Actual | This Year Budgeted | Next Year Budgeted |
|---|--|-----------------------|---------------------|-----------------------|-----------------------|
| ECONOMIC DEVELOPMENT SERVICES | | | | | |
| 7100 | Natural Resources | | | | |
| 7120 | Agriculture | | | | |
| 7121 | Destruction of Pests | | | | |
| 7122 | Protective Inspections | | | | |
| 7123 | Rural Area Weed Control | | | | |
| 7124 | Drainage of Land | | | | |
| 7125 | Veterinary Services | | | | |
| 7130 | Water Resources and Conservation Grants | | | | |
| 7200 | Regional Development | | | | |
| 7300 | Industrial Development | 0.00 | 0.00 | 0.00 | 0.00 |
| 7400 | Other Economic Development | 20,936.26 | 17,558.17 | 0.00 | 0.00 |
| 7410 | Tourism | 5,825.00 | 2,740.45 | 0.00 | 0.00 |
| 7420 | Public Receptions | 7,000.00 | 6,872.73 | 0.00 | 0.00 |
| | Website & Social Media | 25,555.20 | 23,709.51 | 0.00 | 0.00 |
| TOTAL ECONOMIC DEVELOPMENT SERVICES - TO PAGE | | 59,316.46 | 50,880.86 | 0.00 | 0.00 |
| RECREATION AND CULTURAL SERVICES | | | | | |
| 8110 | Recreation | 518,597.50 | 433,801.86 | 497,835.46 | 497,835.46 |
| 8120 | Community Centers and Halls | 95,054.53 | 114,932.72 | 136,694.63 | 136,694.63 |
| 8130 | Swimming Pools and Beaches | 65,826.50 | 95,222.28 | 64,758.76 | 64,758.76 |
| 8140 | Golf Courses | | | | |
| 8150 | Skating Rinks and Arenas | 606,163.30 | 603,412.32 | 160,174.50 | 160,174.50 |
| 8180 | Parks and Playgrounds | 52,103.00 | 45,592.49 | 30,685.00 | 30,685.00 |
| 8190 | Other Recreational Facilities Grants | 930.69 | 1,755.68 | 3,924.54 | 3,924.54 |
| 8240 | Museums | 9,075.00 | 9,071.98 | 9,175.00 | 9,175.00 |
| 8250 | Libraries | 109,838.53 | 109,838.53 | 111,688.19 | 111,688.19 |
| 8280 | Other Cultural Facilities | 11,427.50 | 11,427.50 | 11,427.50 | 11,427.50 |
| TOTAL RECREATION & CULTURAL SERVICES - TO PAGE 1 | | 1,469,016.55 | 1,425,055.36 | 1,026,363.58 | 1,026,363.58 |
| FISCAL SERVICES | | | | | |
| 9111 | L.U.D. of _____ -- Page 7 | | | | |
| 9112 | L.U.D. of _____ -- Page 7 | | | | |
| 9113 | L.U.D. of _____ -- Page 7 | | | | |
| 9114 | L.U.D. of _____ -- Page 7 | | | | |
| 9320 | Transfer to Capital - Page 13 | 568,499.84 | 814,839.83 | 474,438.82 | 474,438.82 |
| 9330 | Transfer to Utility - Page 6 | 37,238.79 | 37,238.79 | 33,126.13 | 33,126.13 |
| 9410 | Debenture Debt Charges - Page 11 | 404,404.06 | 403,450.86 | 304,078.77 | 304,078.77 |
| 9420 | Other Long-term debt charges -- Page 11 | | | | |
| 9430 | Tax discount and short-term loan interest | 25,000.00 | 17,042.61 | 25,000.00 | 25,000.00 |
| 9440 | Other Debt Charges | 0.00 | 0.00 | 0.00 | 0.00 |
| | Other Fiscal Services | | | | |
| TOTAL FISCAL SERVICES - TO PAGE 1 | | 1,035,142.69 | 1,272,572.09 | 836,643.72 | 836,643.72 |
| TRANSFERS | | | | | |
| 9900 | General Reserve | 0.00 | 0.00 | 0.00 | 0.00 |
| 9910 | Specific-Purpose Reserves: | | | | |
| 9911 | - Equipment Replacement | 68,415.23 | 68,415.23 | 70,467.69 | 70,467.69 |
| 9912 | - Capital Development | | | | |
| 9913 | - Gas Tax | 142,956.00 | 141,412.00 | 147,304.00 | 147,304.00 |
| | - CDI Reserve | | | | |
| | Deferred Surplus | 0.00 | 0.00 | 0.00 | 0.00 |
| TOTAL TRANSFERS - TO PAGE 1 | | 211,371.23 | 209,827.23 | 217,771.69 | 217,771.69 |

**UTILITY OPERATING FUND
BUDGETED REVENUE AND EXPENDITURE**

Rural Municipality of Dufferin

For the Year 2025

REVENUE

| | | Last Year Budgeted | Last Year Actual | This Year Budgeted | Next Year Budgeted |
|-----|--|-----------------------|---------------------|-----------------------|-----------------------|
| 300 | WATER CONSUMER SALES | 1,082,891.61 | 1,040,229.56 | 1,102,891.61 | 1,102,891.61 |
| | - Residential | | | | |
| | - Commercial and Bulk | | | | |
| | - Industrial | | | | |
| | - Federal and Provincial | | | | |
| | - Municipal and Schools | | | | |
| 310 | SEWER SERVICE CHARGES | | | | |
| | - Residential | | | | |
| | - Commercial | | | | |
| 320 | Discounts, Refunds and Cancellations | | | | |
| | Net Consumer Revenue - Sub Total | 1,082,891.61 | 1,040,229.56 | 1,102,891.61 | 1,102,891.61 |
| 330 | Penalties | 4,500.00 | 7,042.16 | 4,500.00 | 4,500.00 |
| 340 | Hydrant Rentals | | | | 0.00 |
| 350 | Installation Service | 50,000.00 | 80,804.50 | 50,000.00 | 50,000.00 |
| 360 | Connection Revenue - Net | | | | 0.00 |
| 370 | Provincial Grants | | | | 0.00 |
| 380 | Other Revenue | 0.00 | 885.74 | 0.00 | 0.00 |
| 390 | Transfer from Revenue Fund - Page 5 | 37,238.79 | 37,238.79 | 33,126.13 | 33,126.13 |
| 396 | Transfer from Reserves - Utility - Page 13 | 129,450.00 | 61,538.91 | 306,444.19 | 306,444.19 |
| 397 | Transfer from Accumulated Surplus | | | | |
| | TOTAL REVENUE | 1,304,080.40 | 1,227,739.66 | 1,496,961.93 | 1,496,961.93 |

EXPENDITURE

| | | | | | |
|-----|--|---------------------|---------------------|---------------------|---------------------|
| 410 | WATER SUPPLY | | | | |
| 411 | Administration | 191,528.72 | 185,526.46 | 201,386.13 | 201,386.13 |
| 412 | Customer Billings and Collections | | | | 0.00 |
| 413 | Purification and Treatment | 15,938.47 | 10,234.06 | 19,440.00 | 19,440.00 |
| 414 | Water Purchases | 654,255.66 | 596,596.27 | 623,443.10 | 623,443.10 |
| 415 | Service of Supply | | | | 0.00 |
| 416 | Transmissions and Distribution | 82,475.00 | 54,240.95 | 216,115.20 | 216,115.20 |
| 417 | Other Water Supply Costs | 14,802.37 | 3,480.24 | 43,451.37 | 43,451.37 |
| 418 | Connections - Net Loss | 65,000.00 | 54,037.00 | 65,000.00 | 65,000.00 |
| | TOTAL | 1,024,000.23 | 904,114.98 | 1,168,835.80 | 1,168,835.80 |
| 420 | SEWAGE COLLECTION AND DISPOSAL | | | | |
| 421 | Administration | | | | |
| 422 | Sewage Collection System | | | | |
| 423 | Sewage Lift Station | | | | |
| 424 | Sewage Treatment and Disposal | | | | |
| 425 | Other Sewage Collection and Disposal Costs | | | | |
| 426 | Connections - Net Loss | | | | |
| | TOTAL | 0.00 | 0.00 | 0.00 | 0.00 |
| 430 | TRANSFER TO CAPITAL - Page 13 | 129,450.00 | 61,538.91 | 295,000.00 | 295,000.00 |
| 450 | DEBENTURE DEBT CHARGES - Page 12 | 37,238.79 | 37,238.79 | 33,126.13 | 33,126.13 |
| 470 | TRANSFERS | | | | |
| 471 | Deficit Recovery, 20____ - Page 9 | | | | |
| 473 | Transfer to Utility Reserve | 113,391.38 | 113,391.38 | 0.00 | 0.00 |
| 474 | Transfer to _____ Reserve | | | | |
| | TOTAL | 113,391.38 | 113,391.38 | 0.00 | 0.00 |
| | TOTAL EXPENDITURE | 1,304,080.40 | 1,116,284.06 | 1,496,961.93 | 1,496,961.93 |
| | NET OPERATING SURPLUS (DEFICIT) | 0.00 | 111,455.60 | 0.00 | 0.00 |

CALCULATION OF TAX LEVIES
Rural Municipality of Dufferin

For the Year 2025

| | Assessments | | | | Expenditures | | | Mill Rate (M/R) | Revenues | | | | | |
|---------------------------------------|--------------------|--|----------------------------|--------------------|---------------------|-------------------------|---------------------|--------------------|---------------------|---------------------|----------------------------|--|---------------------|--|
| | Taxable | Grazing Lease and/or Converted fees | Grants in Lieu of Taxes | Total | Basic | Allowance Tax Assets | Total | | Tax Levy | Otherwise Exempt | Grants in Lieu of Taxes | Grazing lease and / or Converted fees | Total | |
| Education (Requisition) Taxes: | | | | | | | | | | | | | | |
| Education Support Levy (ESL) | 36,957,940 | | 3,499,140 | 40,457,080 | 287,933.00 | 0.04 | 287,933.04 | 7.117 | 263,029.66 | | 24,903.38 | | 287,933.04 | |
| Prairie Rose School Division | 434,964,400 | 31,270 | 3,517,780 | 438,513,450 | 4,473,665.00 | 49.22 | 4,473,714.22 | 10.202 | 4,437,506.81 | | 35,888.39 | 319.02 | 4,473,714.22 | |
| Prairie Spirit School Division | 15,562,790 | | | 15,562,790 | 115,997.00 | 8.04 | 116,005.04 | 7.454 | 116,005.04 | | 0.00 | | 116,005.04 | |
| Red River Valley School Division | 2,686,620 | | | 2,686,620 | 30,403.00 | 1.48 | 30,404.48 | 11.317 | 30,404.48 | | 0.00 | | 30,404.48 | |
| Total Education Taxes | 490,171,750 | 31,270 | 7,016,920 | 497,219,940 | 4,907,998.00 | 58.77 | 4,908,056.77 | | 4,846,945.98 | 0.00 | 60,791.77 | 319.02 | 4,908,056.77 | |

| | Assessments | | | | Expenditures | | | Mill Rate Frt/PP | Revenues | | | | | |
|--|-------------|---------------------|----------------------------|-------------|----------------------|-------------------------|----------------------|---------------------|---------------------|---------------------|----------------------------|---------------------------------|----------------------|--|
| | Taxable | Otherwise Exempt | Grants in Lieu of Taxes | Total | Basic | Allowance Tax Assets | Total | | Tax Levy | Otherwise Exempt | Grants in Lieu of Taxes | Other Revenues and Transfers | Total | |
| Municipal Taxes: | | | | | | | | | | | | | | |
| Debtenture Debt Charges | | | | | | | | | | | | | | |
| Rural Water Lines - Phase 21 | | | | 0 | 2,764.92 | 0.00 | 2,764.92 | | 2,764.92 | | | | 2,764.92 | |
| Rural Water Lines - Phase 22 | | | | 0 | 3,168.72 | 0.00 | 3,168.72 | | 3,168.72 | | | | 3,168.72 | |
| Rural Water Lines - Phase 23 | | | | 0 | 1,225.25 | 0.00 | 1,225.25 | | 1,225.25 | | | | 1,225.25 | |
| Rural Water Lines - Phase 24 | | | | 0 | 1,086.43 | 0.00 | 1,086.43 | | 1,086.43 | | | | 1,086.43 | |
| Rural Water Lines - Phase 25 | | | | 0 | 4,802.96 | 0.00 | 4,802.96 | | 4,802.96 | | | | 4,802.96 | |
| Rural Water Lines - Phase 26 | | | | 0 | 1,543.22 | 0.00 | 1,543.22 | | 1,543.22 | | | | 1,543.22 | |
| Rural Water Lines - Phase 27 | | | | 0 | 641.35 | 0.00 | 641.35 | | 641.35 | | | | 641.35 | |
| Rural Water Lines - Phase 28 | | | | 0 | 8,018.86 | 0.00 | 8,018.86 | | 8,018.86 | | | | 8,018.86 | |
| Rural Water Lines - Phase 29 | | | | 0 | 4,939.82 | 0.00 | 4,939.82 | | 4,939.82 | | | | 4,939.82 | |
| Rural Water Lines - Phase 30 | | | | 0 | 4,934.60 | 0.00 | 4,934.60 | | 4,934.60 | | | | 4,934.60 | |
| Personal Care Home By-Law #1973 | | | | 0 | 62,607.19 | 0.41 | 62,607.60 | | 62,607.60 | | | | 62,607.60 | |
| Arena By-Law #1871 | 453,363,120 | | 3,517,780 | 456,880,900 | 28,805.09 | -21.59 | 28,783.50 | 0.063 | 28,561.88 | | 221.62 | | 28,783.50 | |
| Municipal Shop #1884 | 453,363,120 | | 3,517,780 | 456,880,900 | 71,186.21 | 87.21 | 71,273.42 | 0.156 | 70,724.65 | | 548.77 | | 71,273.42 | |
| Memorial Hall #1954 | 453,363,120 | | 3,517,780 | 456,880,900 | 23,403.94 | -103.01 | 23,300.93 | 0.051 | 23,121.52 | | 179.41 | | 23,300.93 | |
| Special Services Levies | | | | | | | | | | | | | | |
| Garbage & Recycling Pick-up | | | | 0 | 17,120.00 | 0.00 | 17,120.00 | | 17,120.00 | | | | 17,120.00 | |
| Deficit Recovery | | | | | | | | | | | | | | |
| General | | | | 0 | | | 0.00 | | | | | | 0.00 | |
| Utility | | | | 0 | | | 0.00 | | | | | | 0.00 | |
| Reserve Funds | | | | | | | | | | | | | | |
| General Reserve | | | | 0 | | 0.00 | 0.00 | | 0.00 | | 0.00 | | 0.00 | |
| Machinery Replacement | 453,363,120 | | 3,517,780 | 456,880,900 | 70,467.69 | -108.03 | -29,640.34 | 0.154 | 69,817.92 | | 541.74 | | 70,359.66 | |
| General Municipal | | | | | | | | | | | | | | |
| Rural Area | | | | 0 | 0.00 | 0.00 | 0.00 | | | | | | 0.00 | |
| At Large | 453,363,120 | | 3,517,780 | 456,880,900 | 4,014,955.84 | 113.51 | 4,015,069.35 | 8.788 | 3,984,155.10 | | 30,914.25 | | 4,015,069.35 | |
| Other Revenue and Transfers | | | | | 1,680,071.13 | | 1,680,071.13 | | | | 1,680,071.13 | | 1,680,071.13 | |
| Total Municipal | | | | | 6,001,743.22 | -31.51 | 6,001,711.71 | | 4,289,234.79 | 0.00 | 32,405.79 | 1,680,071.13 | 6,001,711.71 | |
| Total (Education + Municipal) Taxes | | | | | 10,909,741.22 | 27.26 | 10,909,768.48 | | 9,136,180.77 | 0.00 | 93,197.56 | 1,680,390.15 | 10,909,768.48 | |

* Added to Total Tax Levy on page 1

SUNDRY REVENUE AND EXPENDITURE ANALYSIS

Rural Municipality of Dufferin

For the Year 2025

Part 1 - Grants in Lieu of Taxes

| Government or Agency | Assessment | | Mill Rate | Amount | Frontage | Total |
|------------------------------|------------------|-----------|-----------|-----------|----------|-----------|
| | Farm/Residential | Other | | | | |
| Centra Gas | 0 | 2,751,290 | 26.531 | 72,994.47 | | 72,994.47 |
| Her Majesty the Queen | 4,550 | 0 | 19.414 | 86.00 | | 86.00 |
| Dept. of Highways | 0 | 639,550 | 26.531 | 16,967.90 | | 16,967.90 |
| Dept. of Highways | 2,960 | 0 | 19.414 | 57.47 | | 57.47 |
| Manitoba Hydro | 0 | 108,300 | 26.531 | 2,873.31 | | 2,873.31 |
| Conservation Land | 11,130 | 0 | 19.414 | 216.08 | | 216.08 |
| Agricultural Crown Leased La | 31,270 | 0 | | 0.00 | | 0.00 |
| | | | | | | 0.00 |
| | | | | | | 0.00 |
| | | | | | | 0.00 |
| | | | | | | 0.00 |
| | | | | | | 0.00 |
| | | | | | | 0.00 |
| | | | | | | 0.00 |

Total - Pages 1, 8

93,195.23

Part 2 - Conditional Transfers and Grants

| Government or Agency | Purpose | Amount |
|----------------------------|-------------------------------------|------------|
| Federal Funding | Celebrate Canada | 420.00 |
| Federal Funding | Canada Summer Jobs | |
| Federal GST Tax Funding | GST Council | 4,200.00 |
| Federal Gas Tax Funding | Gas Tax Funding Agreement | 147,304.00 |
| Province of Manitoba | Operating Grant | 349,334.81 |
| Province of Manitoba | Survey Monument Rest. | 3,000.00 |
| Province of Manitoba | MTI - Spray Program | 25,000.00 |
| Province of Manitoba | Green Team | 4,600.00 |
| Town of Carman | Boundary Road Gravel & Dust Control | 31,500.00 |
| Town of Carman | Roseisle Recreation | 5,250.00 |
| Town of Carman | Graysville Recreation | 1,000.00 |
| Town of Carman | Planning District | 27,717.57 |
| Reboine Watershed Distrcit | Wetlands Grant | 5,000.00 |
| Carman Area Foundation | Recreation Grant | 2,143.50 |
| MMSM/WRARS | Recycling | 9,000.00 |
| Province of Manitoba | Southern Health | 2,250.00 |
| Province of Manitoba | Building Sustainable Communities | 15,722.51 |
| | | |
| | | |
| | | |

Total - Page 2

633,442.39

Part 3 - Transfers to Recover Previous Years' Deficit - General Operating Fund

| Original Deficit Amount | Year | Term | Authority | Amount |
|-------------------------|------|------|-----------|--------|
| | | | | |
| | | | | |
| | | | | |

Total - Page 1

0.00

Part 4 - Transfers to Recover Previous Years' Deficit - Utility Operating Fund

| Original Deficit Amount | Year | Term | Authority | Amount |
|-------------------------|------|------|-----------|--------|
| | | | | |
| | | | | |

Total - Page 6

0.00

UTILITY OPERATING FUND - DEBENTURE DEBT CHARGES

Rural Municipality of Dufferin

For the Year 2025

Part 1 - Debenture Debt Charges



| Purpose | By-law No. | Maturity (Year) | Opening Balance | Principal | Closing Balance | Interest | Total Payment | Frontage /Per Parcel | Other | Net Required by Mill rate | Area to be Levied |
|----------------------|-------------|-----------------|-----------------|-----------|-----------------|----------|---------------|----------------------|-------|---------------------------|-------------------|
| Waterline - Phase 21 | #1953(1952) | 2025 | 5,262.00 | 2,587.33 | 2,674.67 | 177.59 | 2,764.92 | 2,764.92 | 0.00 | 0.00 | 2764.92 |
| Waterline - Phase 22 | #1961 | 2026 | 8,941.63 | 2,889.29 | 6,052.34 | 279.43 | 3,168.72 | 3,168.72 | 0.00 | 0.00 | 3168.72 |
| Waterline - Phase 23 | #1971 | 2027 | 4,460.66 | 1,052.40 | 3,408.26 | 172.85 | 1,225.25 | 1,225.25 | 0.00 | 0.00 | 1225.25 |
| Waterline - Phase 24 | #1974 | 2027 | 3,955.26 | 933.16 | 3,022.10 | 153.27 | 1,086.43 | 1,086.43 | 0.00 | 0.00 | 1086.43 |
| Waterline - Phase 25 | #1983 | 2028 | 21,381.93 | 3,947.68 | 17,434.25 | 855.28 | 4,802.96 | 4,802.96 | 0.00 | 0.00 | 4802.96 |
| Waterline - Phase 26 | #1984 | 2028 | 6,870.14 | 1,268.41 | 5,601.73 | 274.81 | 1,543.22 | 1,543.22 | 0.00 | 0.00 | 1543.22 |
| Waterline - Phase 27 | #1999 | 2030 | 4,130.95 | 553.57 | 3,577.38 | 87.78 | 641.35 | 641.35 | 0.00 | 0.00 | 641.35 |
| Waterline - Phase 28 | #2008 | 2031 | 56,289.93 | 6,330.16 | 49,959.77 | 1,688.70 | 8,018.86 | 8,018.86 | 0.00 | 0.00 | 8018.87 |
| Waterline - Phase 29 | #2018 | 2032 | 35,465.87 | 3,246.32 | 32,219.55 | 1,693.50 | 4,939.82 | 4,939.82 | 0.00 | 0.00 | 4939.82 |
| Waterline - Phase 30 | #2027 | 2033 | 34,648.72 | 3,106.88 | 31,541.84 | 1,827.72 | 4,934.60 | 4,934.60 | 0.00 | 0.00 | 4934.60 |
| | | | 181,407.09 | 25,915.20 | 155,491.89 | 7,210.93 | 33,126.13 | 33,126.13 | 0.00 | 0.00 | |

Part 2 - Summary (by area) - to be carried forward - Page 8

| | | | | | | | | | | |
|-----|--|--|--|--|--|--|-----------|-----------|------|------|
| LOI | | | | | | | 2,764.92 | 2,764.92 | 0.00 | |
| LOI | | | | | | | 3,168.72 | 3,168.72 | 0.00 | |
| LOI | | | | | | | 1,225.25 | 1,225.25 | 0.00 | |
| LOI | | | | | | | 1,086.43 | 1,086.43 | 0.00 | |
| LOI | | | | | | | 4,802.96 | 4,802.96 | 0.00 | |
| LOI | | | | | | | 1,543.22 | 1,543.22 | 0.00 | |
| LOI | | | | | | | 641.35 | 641.35 | 0.00 | |
| LOI | | | | | | | 8,018.86 | 8,018.86 | 0.00 | |
| LOI | | | | | | | 4,939.82 | 4,939.82 | 0.00 | |
| LOI | | | | | | | 4,934.60 | 4,934.60 | 0.00 | |
| | | | | | | | 33,126.13 | 33,126.13 | 0.00 | 0.00 |

FIVE YEAR CAPITAL EXPENDITURE PROGRAM
Rural Municipality of Dufferin

| PURPOSE | CAPITAL EXPENDITURE (Mark Priority 1, 2, 3, etc.) | | | | | | SOURCE OF FUNDS | | | | |
|----------------------------------|---|------------|------------|------------|------------|--------------|-----------------|------------|------------|-------|--|
| | 2026 | 2027 | 2028 | 2029 | 2030 | Total | Operating | Reserves | Borrowing | Other | |
| GG - Computer Hardware | | | | 15,000.00 | | 15,000.00 | | 15,000.00 | | | |
| PS - Fire Capital | 50,000.00 | 225,000.00 | 50,000.00 | 50,000.00 | 50,000.00 | 425,000.00 | | 425,000.00 | | | |
| PW - Tools | 8,000.00 | 8,000.00 | 8,000.00 | 8,000.00 | 8,000.00 | 40,000.00 | 40,000.00 | | | | |
| PW - Grader (trade in) | 345,000.00 | 390,000.00 | 443,000.00 | 420,000.00 | | 1,598,000.00 | 1,598,000.00 | | | | |
| PW - Excavator | | | | | 330,000.00 | 330,000.00 | 330,000.00 | | | | |
| PW - Mower | 38,080.00 | | | | 38,080.00 | 76,160.00 | | 76,160.00 | | | |
| PW - Snowblower | 9,000.00 | | | | 9,000.00 | 18,000.00 | | 18,000.00 | | | |
| PW - Municipal Trucks | | 40,000.00 | | | 60,000.00 | 100,000.00 | | 100,000.00 | | | |
| RC - Equipment | 50,000.00 | 50,000.00 | 50,000.00 | 50,000.00 | 50,000.00 | 250,000.00 | 250,000.00 | | | | |
| UT - Truck | | | 60,000.00 | | | 60,000.00 | | 60,000.00 | | | |
| UT - Rural Waterline Connections | 50,000.00 | 50,000.00 | 50,000.00 | 50,000.00 | 50,000.00 | 250,000.00 | | | 250,000.00 | | |
| | | | | | | 0.00 | | | | | |
| | | | | | | 0.00 | | | | | |
| | | | | | | 0.00 | | | | | |
| | | | | | | 0.00 | | | | | |
| | 550,080.00 | 763,000.00 | 661,000.00 | 593,000.00 | 595,080.00 | 3,162,160.00 | 2,218,000.00 | 694,160.00 | 250,000.00 | 0.00 | |
| SOURCE OF FUNDS - ANNUAL | | | | | | | TOTAL | | | | |
| OPERATING | 450,080.00 | 663,000.00 | 501,000.00 | 58,000.00 | 165,080.00 | 1,837,160.00 | | | | | |
| RESERVES | 100,000.00 | 100,000.00 | 160,000.00 | 115,000.00 | 100,000.00 | 575,000.00 | | | | | |
| BORROWING | 0.00 | 0.00 | 0.00 | 420,000.00 | 330,000.00 | 750,000.00 | | | | | |
| OTHER | | | | | | 0.00 | | | | | |
| TOTAL | 550,080.00 | 763,000.00 | 661,000.00 | 593,000.00 | 595,080.00 | 3,162,160.00 | | | | | |

| | | |
|-----------------------|--|--|
| Departmental Use Only | Adopted by Resolution of Council May 13th, 2025 |  Reeve Cor Lodder  Sharla Murray, CMMA Chief Administrative Officer |
|-----------------------|--|--|

MUNICIPALITY

DUFFERIN

No. 120

TAX DUE DATE

October 31, 2025 Friday

REQUISITION TAXES

| | Mill Rate | | Mill Rate |
|------------------------|-----------|----------------------------|-----------|
| E.S.L. Educ. 1 (Res.) | - | School Special Levy | |
| E.S.L. Educ. 2 (Other) | 7.117 | Prairie Rose | 10.202 |
| | | Prairie Spirit | 7.454 |
| | | Red River Valley | 11.317 |

MUNICIPAL TAXES

| | Mill Rate | <u>By-Law #</u> | Mill Rate |
|----------------------|--------------|-----------------|---------------------------|
| General Municipal: | | | At Large Including Exempt |
| At Large | 8.788 | | Local Improvement |
| General Reserve | - | #1138 | Special Services |
| Mach Rplcmnt Reserve | 0.154 | #1686B | |
| Fire Infrastructure | - | #1847 | |
| Arena | 0.063 | #1871 | |
| Shop | 0.156 | #1884 | |
| Memorial Hall | 0.051 | #1954 | |
| Total | 9.212 | mills | |

BY-LAW SUMMARIES

| <u>By-Law No.</u> | <u>Description</u> | <u>M/R</u> | <u>Type</u> | <u>Status</u> |
|-------------------|--------------------|--------------------------|-------------|---------------|
| 2027 | 7.00 Per Parcel | Water - Phase 30 | Active | |
| 2018 | 7.00 Per Parcel | Water - Phase 29 | Active | |
| 2008 | 7.00 Per Parcel | Water - Phase 28 | Active | |
| 1999 | 7.00 Per Parcel | Water - Phase 27 | Active | |
| 1984 | 7.00 Per Parcel | Water - Phase 26 | Active | |
| 1983 | 7.00 Per Parcel | Water - Phase 25 | Active | |
| 1974 | 7.00 Per Parcel | Water - Phase 24 | Active | |
| 1973 | 7.00 Per Parcel | Personal Care Home Proj. | Active | |
| 1971 | 7.00 Per Parcel | Water - Phase 23 | Active | |
| 1961 | 7.00 Per Parcel | Water - Phase 22 | Active | |
| 1953(1952) | 7.00 Per Parcel | Water - Phase 21 | Active | |
| 1735 | 14.00 Per Parcel | Waste Disposal | Active | |

BY-LAW SUMMARIES

| <u>By-Law No.</u> | <u>Description</u> | <u>M/R</u> | <u>Type</u> | <u>Inactive Status</u> |
|-------------------|--------------------|------------------|-------------|------------------------|
| 1942 | 7.00 Per Parcel | Water - Phase 20 | Active | |
| 1934(1927) | 7.00 Per Parcel | Water - Phase 19 | Inactive | |
| 1909 | 7.00 Per Parcel | Water - Phase 18 | Inactive | |
| 1898 | 7.00 Per Parcel | Water - Phase 17 | Inactive | |
| 1886 | 7.00 Per Parcel | Water - Phase 16 | Inactive | |
| 1856 | 7.00 Per Parcel | Water - Phase 15 | Inactive | |
| 1818 | 7.00 Per Parcel | Water - Phase 14 | Inactive | |
| 1827 | 7.00 Per Parcel | Water - Phase 13 | Inactive | |
| 1808 | 7.00 Per Parcel | Water - Phase 12 | Inactive | |
| 1792 | 7.00 Per Parcel | Water - Phase 11 | Inactive | |
| 1775 | 7.00 Per Parcel | Water - Phase 10 | Inactive | |
| 1763 | 7.00 Per Parcel | Water - Phase 9 | Inactive | |
| 1760 | 7.00 Per Parcel | Water - Phase 8 | Inactive | |
| 1748 | 7.00 Per Parcel | Water - Phase 7 | Inactive | |
| 1745 | 7.00 Per Parcel | Water - Phase 6 | Inactive | |
| 1736 | 7.00 Per Parcel | Water - Phase 5 | Inactive | |
| 1727 | 7.00 Per Parcel | Water - Phase 4 | Inactive | |
| 1717 | 7.00 Per Parcel | Water - Phase 3 | Inactive | |
| 1709 | 7.00 Per Parcel | Water - Phase 2 | Inactive | |
| 1698 | 7.00 Per Parcel | Water - Phase 1 | Inactive | |